



Welcome to  
Rydon  
Primary  
School

# A welcome from our Headteacher

**Mr Danny Brown**

Aims of the meeting:

- ▶ Welcome
- ▶ Foundation Curriculum and EYFS profile
- ▶ Learning Experiences through play
- ▶ Expectations as parents
- ▶ Important information
- ▶ Important Dates

Welcome to our school  
family!





# Rydon in numbers

**410** pupils

**30** average class size

**43** Staff (teachers and support staff)

Average **200** dinners served each day

**3** playgrounds, **1** field, **1** garden,  
Outdoor Learning

Last inspected by OFSTED in January **2022**



# Our classrooms





# Early Years Foundation Stage Curriculum

- ▶ At Rydon we follow Development Matters
- ▶ There are the seven Areas of Learning in EYFS: communication and language, personal, social and emotional development, physical development, literacy, mathematics, understanding the world, expressive arts and design
- ▶ Exciting topics each week/half term.
- ▶ Learn through **play** based activities.
- ▶ Daily maths and phonics lessons (Read, Write, Inc)
- ▶ Weekly indoor/outdoor PE lessons, music, ICT lessons
- ▶ Fortnightly outdoor learning sessions.

# A typical day in EYFS



- ❖ **8:45** Enter classroom/morning tasks.
- ❖ **9:00-9.05** Register
- ❖ **9.05-9.20** Assembly
- ❖ **9:20 – 9:50** Phonics/literacy
- ❖ **9:35 – 10:30** Activity time
- ❖ **10:40 – 10:55** Snack time and playtime
- ❖ **10.55 – 12:00** Activity time
- ❖ **12:00 – 1:00** Lunch time
- ❖ **1:00 – 1:30** Mathematics
- ❖ **1:30 – 2:15** Activity time
- ❖ **2:30 – 2:45** Snack time and playtime
- ❖ **2.45 – 3:15** Story time
- ❖ **3:15** Home time



# Outdoor Learning



**Your child will need wellies, a waterproof coat and trousers.**

**Old clothes must be worn to school...They will be getting muddy!**



# Snack/Playtime



Cool Milk

## ❖ *Morning Snack*

Healthy fruit snack (named)  
Water Bottle (named). Water only.

## ❖ *Afternoon Snack*

Fruit provided by the school.  
Free milk provided by Cool Milk Scheme (parents sign up for this. Need to pay when child turns 5.)

*Children eat snacks in classroom then have playtime on front playground.*

*First Aid area for any bumps. If given first aid, will have bump note in book bag.*



# Lunchtime



## ***Pack Lunch from home:***

Named lunchbox

Nut and seed free



***or***

## ***School lunch:***

3 choices: hot main,  
hot vegetarian,  
picnic lunch – wrap  
salad



***Children eat lunch in hall, then have playtime.  
Mealtime supervisors and Y6 buddies look after  
children at lunchtime.***



# How will I know how well my child is doing?

- ▶ Come in and talk to a member of staff
- ▶ New communication app
- ▶ House points, stickers and stars
- ▶ Workshops - reading, maths
- ▶ Reports to parents – end of Foundation year 'Profile'
- ▶ Parents evening in Autumn Term and Spring Term
- ▶ Friday celebration assembly
- ▶ Weekly newsletter

# What your child needs to bring everyday....



A **book bag** clearly named with a **key ring** attached so that your child can identify their own bag easily. This is where your child will carry their snack, reading book and homework.



A fruit **snack** for morning play. Please name it. A named drinks bottle, water only please.







# What can I do to help my child prepare for school?

## Self-Care and Independence

- I can wash and dry my hands.
- I can wipe my nose.
- I can put on/fasten my coat and shoes.
- I can use the toilet.
- I am learning to dress/undress – this will help me change for PE.
- I am happy to be away from my parents or carers. I know they will be back soon.

## Playing with Others



- I join in games and activities with other people.
- I can share and take turns.

## Speaking and Listening

- I can talk about my ideas, needs and feelings.
- I can ask a grown-up for help.
- I can follow simple instructions.

# 1 2 3 4 5

## Numbers

- I can count a small number of items.
- I like singing number rhymes or songs.
- I am learning to say numbers to ten.
- I can recognise some numbers.




## Reading and Writing

- I can recognise/read my name.
- I can hold a pencil to draw.
- I am learning to write my name.
- I enjoy listening to stories and rhymes.

## Eating and Drinking

- I can use a spoon, knife and fork.
- I can open my lunch box as well as wrappers and packaging.
- I can drink from a water bottle, carton or open cup.



# A welcome from our Deputy Headteacher







I look forward to taking the time to get to know you all as the term progresses and sharing the journey that your child takes through this wonderful school.

# Behaviour

New behaviour policy has been drafted:


- New incentives
- Golden rules
- Aspiration value



## GOLDEN RULES



### Be Ready



### Be Respectful



### Be Safe



## SCHOOL VALUES



### Aspiration



Do our best



Set goals and work hard to reach them



Believe to achieve great things

### Resilience



Keep trying when you find something tricky



Learn from mistakes



Stay positive

### Responsibility



Make sensible choices



Be helpful




Look after our belongings and the school

### Teamwork



Lead by example



Value everyone



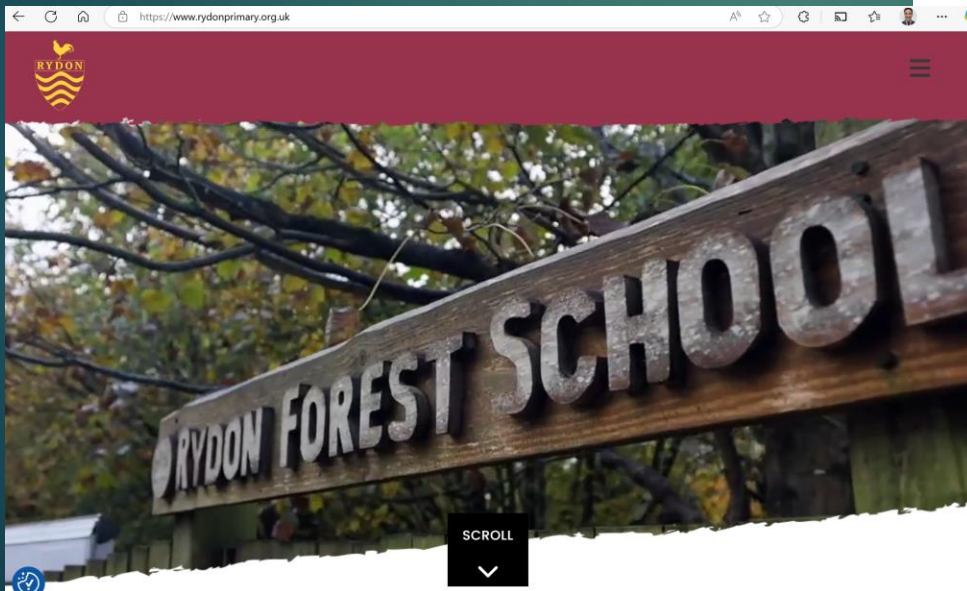
Be a willing team player



# Communication



- New app for the new school year – Class Dojo
- School website
- ½ termly letter, weekly newsletter
- Permission slips to be completed.
- Bromcom





# Winter school uniform





# Summer school uniform






# PE kit



Required from autumn term after half term





# Rydon Out Of School Club

## BREAKFAST CLUB:

7:30AM – 8:45AM

£4.00

SELECTION OF BREAKFAST.

## AFTER SCHOOL CLUB: 3:15PM – 6:00PM

£7.50

SELECTION OF SNACKS AND FRUIT.

**PLEASE CONTACT** [ROOSC@RYDONPRIMARY.ORG.UK](mailto:ROOSC@RYDONPRIMARY.ORG.UK)

**OR WEBSITE** [RYDON PRIMARY SCHOOL](#) | BEFORE AND AFTER SCHOOL CLUB



# Free School Meals

- ❖ Income Support
- ❖ Income based Job seekers Allowance
- ❖ Income Related Employment and Support
- ❖ Guaranteed element of State Pension Credit
- ❖ Child Tax Credit without Working Tax Credit
- ❖ Support under Part VI of the Immigration & Asylum Act 1999
- ❖ Working Tax Credit run-on – paid for 4 weeks after you stop qualifying for Working Tax Credit
- ❖ Universal Credit



# Expectations of parents

- ❖ Get involved – volunteers, PA
- ❖ Attendance
- ❖ If you have a concern...





# Admission

Admission forms have already been sent out, if you have not just received a form, please let the school office know ASAP.

Please ensure this form has been completed along with the parental permissions.



# Parent view

We want to prepare and make your child's transition to Rydon as smooth as possible for you and your child.

We would like to find out a bit more information.

We will be sending out an online form for you to complete in the next few days which will ask for information about friendships.



## Starting school - help with transition

As part of helping your child settle into Rydon, we would like to ask about what kind of child they are, their likes and dislikes, and any special interests they have. We also talk about friendships—who they enjoy spending time with and how they interact with others. This helps us create a welcoming, supportive environment tailored to their needs and personality. Please can you complete the questions below.

1. Child's first name \*

Enter your answer

# Important diary dates



- ▶ **End of W/B 16th June:** Informed of child's class and teacher
- ▶ **Thursday 26th June 9.30-10.30am-** Story Session with your child's class teacher in the classroom. Parents welcome to stay in the hall for a cup of tea.
- ▶ **Thursday 3<sup>rd</sup> July 9.30-11.30am & Thursday 10th July 9.30-11.30am-** Stay and play session with your child's class teacher in the classroom. Children to be dropped off and collected from front playground.
- ▶ **Friday 4<sup>th</sup> July** – Rydon Summer Fete – All welcome
- ▶ **Friday 5<sup>th</sup> July (all day), Monday 8th July (am) and Wednesday 10<sup>th</sup> July (staff meeting)** – Parent phone consultations
- ▶ **Thursday 4<sup>th</sup> September 8.45am** – First day of school





Any  
questions?

